

BALTIMORE
PRINTING PRESSES
TYPE, SUPPLIES

and

Instructions How To Print



TERMS:

All supplies are cash with order, unless same exceeds \$5.00, in which case one quarter of the amount of the order may be remitted and the balance will be collected C. O. D.

BAUMGARTEN & COMPANY, Incorporated

Baltimore, - Maryland

CATALOGUE

of

Baltimore Printing Presses, Type and Accessories

Manufactured by

BAUMGARTEN & CO., Inc., Baltimore, Md.


Also containing complete instructions—How to Print.

No. 9 Printing Press

Prints form $2\frac{1}{8}$ " x $3\frac{1}{4}$ ". Furnished with one font of regular printer's type No. 501, as shown herewith:

501

AAAAA BBBBCCCC DDDDEEEEEEE FFFF
GGGG HHHH IIII JJKK LLLL MMMM N
NNNNOOOO PPPQ RRRRR SSSS TTT
TTUUU VVWW XXYY ZZ & \$ 112233445566
77889900....., '""":;!?--




Outfit includes Ink Roller, Ink, Tweezer, Bronze, Cards, and Composing Stick.
Weight packed complete 15 pounds.

No. 10 Printing Press

Prints form $2\frac{1}{2}$ " x 4". Furnished with one font of regular printer's type No. 501 as shown herewith:

501

AAAAA BBBBCCCC DDDDEEEEEEE FFFF
GGGG HHHH IIII JJKK LLLL MMM N
NMNNOOOO PPPQ RRRRR SSSS TTT
TTUUU VVWW XXYY ZZ & \$ 112233445566
77889900....., '""":;!?--



Outfit includes Ink Roller, Ink, Bronze, Cards, Composing Stick.
Weight packed complete 18 pounds.

No. 11 Printing Press


Prints form $2\frac{1}{2}$ " x 4". Furnished with two fonts of regular printer's type, numbers 500 and 501 as shown herewith:

500

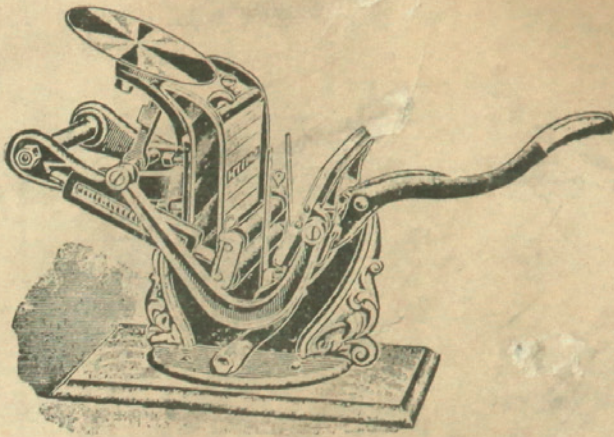
AAAAA BBBBCCCC DDDDEEEEEEE FFFF GGGG HHHH IIII
JJKK LLL LMMMM NNNNNN OOOO PPPQ RRRRR SSSS T
TTTUUVVWWXXYYZZ & \$ 11223344556677889900.....;:
'''''' 1?--

501

AAAAA BBBBCCCC DDDDEEEEEEE FFFF
GGGG HHHH IIII JJKK LLLL MMMM N
NNNNOOOO PPPQ RRRRR SSSS TTT
TTUUU VVWW XXYY ZZ & \$ 112233445566
77889900....., '""":;!?--



Outfit includes 2 Ink Rollers, Ink, Cards, Bronze, Tweezer and Composing Stick.
Weight packed complete 20 pounds.

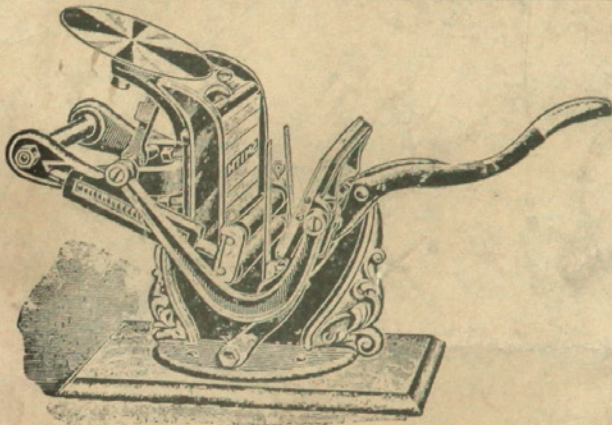


No. 12 Printing Press

Prints form $4\frac{1}{4}$ " x $6\frac{1}{4}$ ". Furnished with two rollers, Composing Stick, Planer, Gauge Pins, Printer's Furniture, Leads, Quoins and Key, Ink, Cards, 4 Partitioned wooden Type Cases and 4 Fonts of regular printer's type, style numbers 609, 610, 500 and 501.

Weight packed complete, 85 pounds.

No. 12X Printing Press. Consist of printing press as described above with two rollers. No other accessories.




No. 13 Printing Press

Prints form $5\frac{1}{2}$ " x 8". Furnished with two rollers, Composing Stick, Planer, Gauge Pins, Furniture, Leads, Quoins and Key, Ink, Cards, 5 Partitioned Wooded Type Cases and 5 Fonts of regular printer's type, style numbers 500, 609, 610 and 501 (2 Fonts).

Weight packed complete, 125 pounds.

No. 13X Printing Press. Consist of printing press as described above with two rollers. No other accessories.




No. 14 Printing Press

Prints form 6" x 9". Furnished with two rollers, Composing Stick, Planer, Guage Pins, Furniture, Leads, Quoins and Key, Ink, 7 Partitioned Wooden Type Cases and 7 Fonts of regular printer's type, style numbers 500 (2 Fonts), 501 (2 Fonts), 609, 610 and 611.

Weight packed complete, 225 pounds.


No. 14X Printing Press. Consist of printing press as described above with two rollers. No other accessories.

Parts for Printing Press No. 9




Part No.	Description	Price	\$
201.	Roller Holder	.40	
202.	Gripper Rod	.50	
203.	Roller Holder Spring	.25	
204	Gripper Blade	.25	
205.	Chase	.40	
206.	Handle	.60	
207.	Ink Motion	.75	
208.	Links per Pair	.40	
209.	Side Arm	.40	
210.	Pawl	.30	
211.	Ink Plate	.75	
212.	Platen	1.25	
213.	Stand	2.00	

Parts for Printing Presses Nos. 10 and 11




Part No.	Description	Price	\$
214	Roller Holder	.50	
215	Roller Holder Spring	.25	
216	Roller Holder and Stem	.75	
217	Gripper Rod	.50	
218	Gripper Blade	.40	
219	Pawl	.35	
220	Links per Pair	.50	
221	Chase	.50	
222	Handle	.75	
223	Pawl Lever	.50	
224	Ink Fork	1.00	
225	Ink Motion	1.00	
226	Bed	1.50	
227	Ink Plate	1.00	
228	Platen	1.50	
229	Stand	2.50	
230	Side Arm	.50	

Parts for Printing Presses Nos. 12 and 13



Parts for Printing Press No. 14



PRICE LIST
Parts for Printing Presses Nos. 12 and 13

		No. 12		No. 13
Part No.	259 Chase Clamp.....	Price \$.50	Price \$.65
" "	260 Pawl.....	"	.35	" .50
" "	261 Gripper Dog.....	"	.50	" .65
" "	262 Pawl Lever.....	"	.60	" .75
" "	263 Link.....	"	.50	" .65
" "	264 Gripper Weight.....	"	.60	" .75
" "	265 Roller Holder.....	"	1.00	" 1.25
" "	266 Gripper Lever.....	"	.50	" .65
" "	267 Wrench.....	"	.50	" .65
" "	268 Right Ink Arm.....	"	1.00	" 1.25
" "	269 Left Ink Arm.....	"	1.00	" 1.25
" "	270 Chase.....	"	1.00	" 1.25
" "	271 Side Arm.....	"	1.00	" 1.25
" "	272 Roller Holder Spring.....	"	.50	" .65
" "	273 Ink Plate.....	"	2.00	" 2.50
" "	274 Handle.....	"	1.00	" 1.25
" "	275 Ink Fork.....	"	2.00	" 2.50
" "	276 Platen.....	"	5.00	" 6.50
" "	277 Roller Holder Stem.....	"	.75	" 1.00
" "	278 Stand.....	"	7.00	" 8.75
" "	279 Bed.....	"	4.60	" 5.00
	Gripper Rod (not illustrated).....	"	.50	" .65
	Gripper Blades (not illustrated).....	"	.50	" .65

Parts for Printing Press No. 14

Part No.	72 Left Bracket.....	Price	\$1.25
" "	73 Right Bracket.....	"	1.25
" "	74 Pawl.....	"	.50
" "	75 Pawl Lever.....	"	.75
" "	76 Small Button.....	"	.25
" "	77 Large Button.....	"	.35
" "	78 Right Gripper Dog.....	"	.75
" "	79 Left Gripper Dog.....	"	.75
" "	80 Handle for Hand Roller.....	"	1.00
" "	81 Cam.....	"	.35
" "	82 Roller Wheels (per pair).....	"	.75
" "	83 Roller Holder.....	"	.75
" "	84 Wrench.....	"	.50
" "	85 Chase Clamp.....	"	1.50
" "	86 Platen.....	"	5.00
" "	87 Ink Fork.....	"	2.50
" "	88 Lever.....	"	3.00
" "	89 Left Side.....	"	3.50
" "	90 Right Side.....	"	3.50
" "	91 Ink Plate.....	"	3.50
" "	92 Chase.....	"	1.50
" "	93 Ink Arm Connecting Rod.....	"	1.90
" "	94 Connecting Rod.....	"	3.50
" "	95 Back Rocker.....	"	4.50
" "	96 Gripper Weight.....	"	1.00
" "	97 Front Rocker.....	"	8.00
" "	98 Bed.....	"	9.00
" "	99 Lever Handle.....	"	1.75
" "	Right Ink Arm (not illustrated).....	"	1.00
" "	Left Ink Arm (not illustrated).....	"	1.00

Address All Orders or inquiries to

BAUMGARTEN & CO., Inc.

213 E. Fayette Street

Baltimore, Maryland



HOW TO PRINT

INSTRUCTIONS IN PRINTING

Before shipping, each press is carefully tested to see that it is perfect in every respect and set to the standard type height. The press should be placed on a low table or box, and fastened so that it can be easily operated. Keep the wearing parts oiled just enough to make them run smoothly. The chase, ink rollers, ink table or ink disc are all removable, and can be taken out or put back again at will. The rollers should always be removed from the press when you desire to clean them, and when not in use, they should never be left in the press, but kept suspended so nothing will come in contact with the gelatin part of the roller. Use benzine or gasoline for cleaning rollers.

In unpacking the type, handle the package carefully, so as not to "pi" or mix the letters. The catalogue number of the type is always marked on the wrapper. First distribute the type in the case, being very careful to get the letters and characters in the proper compartments. Be careful about your b's, d's, p's, and q's. These are the most difficult letters to distinguish, one from the other, in type. However, a little practice will soon make them plain to you.

Laying the Type in the Cases

TYPE CASE

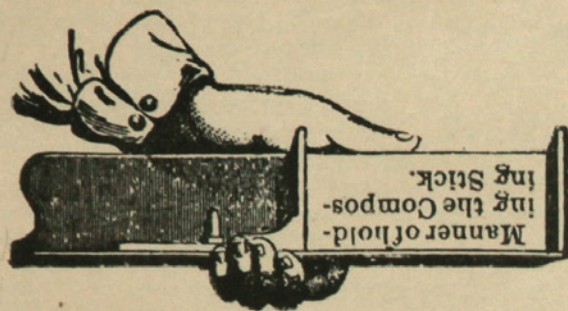
1	2	3	4	5	6	7
8	9	0	&	Æ Œ		7
.	c	;	:	6	!?	
A	B	C	D	E	F	G
H	I	K	L	M	N	O
P	Q	R	S	T	V	W
X	Y	Z	J	U	SPACES AND QUADS	

Place the type case before you. Unwrap the package of type very carefully, and after untying the font, begin at the top line and place the letters and other characters in the compartments of the type case, in the order indicated in the diagram. Care must be taken not to mar the faces of the type by rubbing them against the sides of the case. In small fonts, both capitals and small letters may be placed in the same compartment. In large fonts, two type cases are recommended, one for the capitals and one for the small letters. When there are more characters in the font than are indicated in the diagram, place them in the compartments that will seem the most convenient.

The diagram above is the plan of our small, or single case. We have another style of case called a "double case", which is well to have in using Roman fonts, or when there are large fonts of "upper case" and lower case"" or capitals and small letters.

Setting the Type

Take up any piece of type and examine it. On part of the body you will find one or more "nicks" or "notches." These nicks will guide you to set the type uniformly and the proper way.

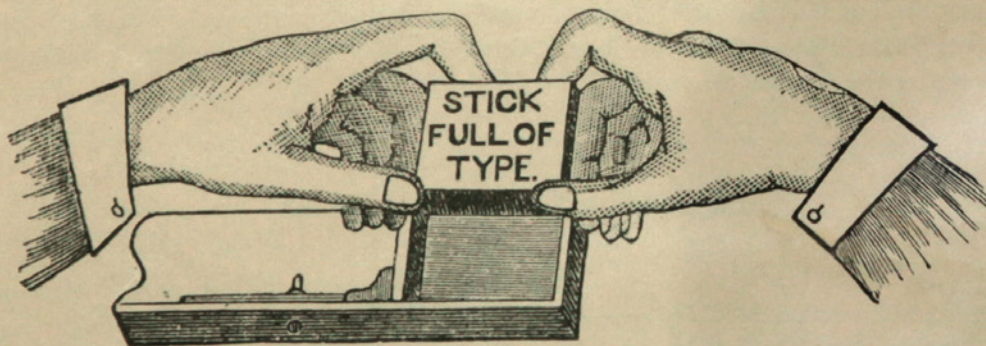


After adjusting your composing stick to the width of the job you desire to print, hold the stick in the left hand in the position herewith illustrated. With the type case before you, the type is picked up, one piece at a time and placed in the stick, with the nick in the type upward, holding the thumb against the line of type as it increases in length. When you have finished setting the lettering in one line, take out or put in spaces until it fits tight enough to

hold in the stick. Spaces are made of different thicknesses for this purpose. Don't space too tight, and be careful that each line is uniform in respect to spacing.

A little careful practice will accustom you to handle the type properly, and you will be astonished how little time it takes to set a first class job.

Emptying the Stick



When the stick is full it is emptied in the following manner: Remove the chase (iron frame which holds type in the press) from the press and place it on a level surface. The type is now taken hold of as represented in the above illustration, the thumbs pressing in the rear. Lift all the type out of the stick and place it on the level surface inside the chase. Keep the nicks, which are on the type, facing the top of the chase.

If it is desired to have the lines spaced wider apart, leads are inserted to suit. Leads are not furnished with presses numbers, 9, 10 and 11, but are listed in the accessories and may be purchased at the price quoted.

In the composition, or type setting of any job, should any trouble arise, observe some similar work already printed and the correct way will be clear to you.

Locking Up The Form

This operation consists of securely fastening the type inside the chase.

Fill in the vacant spaces between the type and the chase with the wooden strips, called printer's furniture. Put the iron strip in front of the points of the screws in the chase, to prevent bruising the furniture or type. The screws in the chase should now be tightened up, slightly. In the larger presses, where quoins are furnished, put one pair at the end and two pairs at the bottom. Tighten up the quoins slightly, by means of the key which is furnished for this purpose.

The planer, a piece of hard wood moulding, is now placed on the type and gently tapped until all the type is on its "feet", and none remain higher than the others. The screws are now tightened or the quoins are made tighter by means of the key, until the type is held firmly in the chase, so that no type will fall out when the chase is lifted. Screws are used in presses numbers, 9, 10 and 11, while quoins and key are applied in presses numbers 12, 13 and 14.

Press Work

Put the chase into its proper place in the press and fasten it.

If the job is a bill-head, letter-head, or work of that kind, put five or six thicknesses of white paper on the platen, which is held there by means of the wire bands. This forms a cushion and will take up any slight unevenness. If cards are to be printed three or four sheets of paper will be sufficient.

Put a small quantity of ink on the plate and distribute it evenly and thoroughly, then move the roller over the type and make an impression. If the printing is too light or too heavy, it can be adjusted as follows: On presses numbers, 10, 11, 12 and 13, turn center screw found in back of the press, to the left two or three times. Then adjust the corner screws gradually until your form prints evenly. After adjustment is made tighten the center screw. On number 14 press, turn center nut on the front of the press two or three times to the left. Adjust the four corner bolts until your form prints evenly, then tighten the center nut.

In gauging a job, for example a card, so as to print in the middle of the card, use the impression made on the tympan sheet as a guide. Gauge pins, which can be made from ordinary pins, are put in the paper on which the impression was made, placing the pins proper distance below the printing to give the correct margin. A gauge pin is also placed at the left hand side of the impression, allowing space for proper margin.

Bronzing

After the impression is made with ink, take a small piece of raw cotton, dip same in the bronze and apply it to each impression by patting it with the cotton. Never apply by rubbing.

Distributing the Type

After the job of printing has been completed, the chase should be taken out of the press and the type cleaned by brushing with gasoline or benzine.

In distributing the type back into the case, the type should be moistened with water, and two or three lines taken up at a time. The type should be held level in the left hand, with the nicks upward and face toward the printer. Distribute the type back into the various compartments of the case exactly as you did when you first "laid" the type.

It will be seen that the several operations are all very simple and can be learned in a very short time.

SPECIMENS OF TYPE

We show on this and following pages a partial list of our type, which will meet the requirements of ordinary printing. We have aimed, in putting up these fonts, to select what would prove of real value and adapted to general use. The fonts are of such size as to make them practical, yet low enough in price to enable most anyone to secure a number of styles, and so be prepared to turn out neat and attractive work. All the type shown is of the usual or standard height, and such as is used in all regular printing offices, and is made on the Point System. The sizes in these pages are 6-point, 10-point, 12-point, and multiples of these sizes, so that there will be found no difficulty in using the different sizes together. The quantity of letters in a font of type is designated by the number of A's, all the other characters being in proportion, therefore you will find more vowels than other letters that are less important. Some letters are used much oftener than others. See any printed page and note the preponderance of a's and e's over x's and z's. Smaller fonts than here designated cannot be furnished. When fonts have small letters and small capitals these characters are shown in the specimen lines.

Some fonts have Capital Letters only and are designated by the number of Capital A's such as "10-A." Other fonts have Capital and Small Letters and are designated such as "10-A" "20-a," meaning 10 Capital A's and 20 Small a's.

When ordering, always give the Number over the Font and the Price. If to be sent by mail, add the amount of postage.

No. 600 6 Point. 10A \$1.10

THIS FACE IS WELL ADAPTED FOR ALL WORK 12345

No. 601 6 Point. 15A \$1.10

WHAT GLORIOUS JOYIFICATION WE SHALL 12345

No. 602 6 Point. 10A \$1.20

A CLEAN FACE SUITABLE FOR ALL KIND 123450

No. 603 Point. 8A \$1.20

WHEN THE CIRCUS COMES TO 123456

No. 604 8 Point. 9A \$1.25

COME EARLY, SO AS TO 123

No. 605 10 Point. 9A \$1.35

CELESTE C. RILEY 12 197

No. 606 12 Point. 8A \$1.50

MY IRISH MOLLY 149

14 CENTS PER FONT ADDITIONAL IF BY MAIL

STEEL PLATE ROMAN

No. 607 6 Point. 18A \$1.10

EASTERN HAND SPINNING COTTON WHEEL MODERN MACHINES SUPERSEDE ANTIQUE

1234567890

No. 608 6 Point. 12A \$1.10

BLOCK HEADS ARE VERY STUBBORN, WISE PEOPLE ARE NOT

1234567890

No. 609 6 Point. 10A \$1.10

BE SURE YOU ARE RIGHT THEN BET ON THE RACE

1234567890

No. 610 8 Point. 10A \$1.20

A TRUE WORD NEEDS NO FLATTERING

1234567890 *

No. 611 10 Point. 8A \$1.35

SOME HAVE PLENTY OF FINE

123456780

No. 612 12 Point. 8A \$1.50

TAKE A SUMMER REST

1234567890

No. 613 18 Point. 6A \$1.80

ALWAYS TRY IT

\$ 1234567890

14 CENTS PER FONT ADDITIONAL IF BY MAIL

LINING GOTHIC

No. 619 6 Point. 20A 90c.
MODERN MACHINES SUPERSEDE ANTIQUE
EASTERN HAND SPINNING COTTON WHEEL
1234567890

No. 622 6 Point. 15A \$1.10
DETERMINED SPORTSMEN
KILLED ALL THE RABBITS
1234567890

No. 620 6 Point. 20A \$1.00
WISE PEOPLE CHANGE THEIR MINDS
STUBBORN PEOPLE SELDOM CHANGE
1234567890

10A 20a \$2.20
No. 623 6 Pt. 10A \$1.00. 20a \$1.20
GOOD OLD SUMMER TO
make its warm appearance
1234567890

No. 621 6 Point. 15A \$1.00
REPAIRING GUNS AND PISTOLS
DELIGHTFUL EVENING PASTIME
1234567890

10A 20a \$2.20
No. 624 8 Pt. 10A \$1.00 20a \$1.20
IMMENSE QUANTITY
of gold is being shipped
1234567890

No. 625 10 Point. 8A 15a \$2.50
8A \$1.20. 15a \$1.30

BUY THE BEST COLT'S ARMORY
press a good machine for fine color work
1234567890

No. 626 12 Point. 8A 15a \$2.75
8A \$1.25 15a \$1.50

AN UNEXPECTED DINNER
salute from the insurgent lines
1234567890

No. 627 18 Point. 4A 9a \$3.25
4A \$1.50. 9a \$1.75

AUSTRALIAN BOYS
famous game hunters
1234567890

No. 628 24 Point. 4A 8a \$3.75
4A \$1.90. 8a \$1.85

INCREASE OF
profits assured to
1234567890

14 CENTS PER FONT ADDITIONAL IF BY MAIL

DE VINNE

No. 629 6 Point. 12A 22a \$2.25
12A \$1.00. 22a \$1.25
PRINTERS SHOULD EXERCISE AS GREAT PAINS IN BUYING GOOD
type as we in producing them. There is a difference in type, as great
234567890

No. 630 8 Point. 11A 22a \$2.25
11A \$1.00. 22a \$1.25
A GREAT SALE OF DRY GOODS AND NOVELTIES WILL
be held at Rosenheimer's Big Department Stores on Monday
1234567890

No. 631 10 Point. 10A 20a \$2.50
10A \$1.10. 20a \$2.50
WITH THE ADVENT OF TYPE CAST ON UNIFORM
Line, there ensued a demand for leads cut to special
1234567890

No. 632 12 Point. 8A 15a \$2.75
8A \$1.25. 15a \$1.50
THE PAST TWO OR THREE YEARS
shows that great progress has been made
1234567890

No. 633 18 Point. 5A 9a \$3.25
5A \$1.50. 9a \$1.75
WE WANT TO CALL THE
attention of our customers to
1234567890

No. 634 24 Point. 4A 6a \$3.75
4A \$1.75. 6a \$2.00
A MISTAKEN IDEA
think seriously over
1234567890

No. 651 6A \$1.10 Postage 14c.
6A 40a \$3.75 By Express Only
40a \$2.65 By Express Only

NEW MODEL REMINGTON 12 POINT TYPEWRITER
To the Master Printer:--

It gives us great pleasure to inform our
friends and the trade in general that we have
increased our facilities double and we are now
in a position to fill all orders for TYPE, BOR-
DERS BRASS RULE and all other PRINTING MATERIAL
that we make or handle, with greater prompt-
ness.

14 CENTS PER FONT ADDITIONAL IF BY MAIL

PIONEER.

No. 641 6 Point. 8A 12a \$2.00
8A \$1.00. 12a \$1.00

**YOU SHOULD EXERCISE AS GREAT PAINS IN
buying good type as we in producing them. The**
✦ ✦ ◊ ◊ 1234567890 ◊ ◊ ✦ ✦

No. 642 8 Point. 8A 10a \$2.25
8A \$1.10. 10a \$1.15

**BUY THE BEST TYPE PRODUCED AND
thereby save money. The difference of op**
✦ ✦ ◊ ◊ 1234567890 ✦ ✦ ◊ ◊

No. 643 10 Point. 6A 10a \$2.50
6A \$1.25. 10a \$1.25

**WITH OUR PARTY OF JOLLY
hunters there were two of the gay**
✦ ✦ ◊ ◊ 1234567890 ◊ ◊ ✦ ✦

No. 644 12 Point. 6A 10a \$2.75
6A \$1.35. 10a \$1.40

**FOR THE PAST YEAR OR TWO
there has been considerable of**
✦ ✦ ◊ ◊ 1234567890 ◊ ◊ ✦ ✦

No. 645 18 Point. 4A 6a \$3.40
4A \$1.70. 6a \$1.70

**QUIET MERMAIDS
were about to comb**
◊ ◊ 1234567890 ✦ ✦

No. 646 24 Point. 4A 6a \$3.75
4A \$1.85. 6a \$1.90

**UNITED STATES
laws are enforced**
✦ 1234567890 ◊

14 CENTS PER FONT ADDITIONAL IF BY MAIL

CAMPBELL OLD STYLE.

No. 614

8 Point.

11A 20a \$2.00
11A \$1.00. 20a \$1.00

BURGLARS CAPTURED IN A RAILROAD STATION ON
suspicion of having robbed the United States mail coach last Friday

❁ ❁ ❁ 1234567890 ❁ ❁ ❁

No. 615

10 Point.

10A 20a \$2.35
10A \$1.20. 20a \$1.15

NOTED ARTISTS AND SCULPTORS CRITICIS-
ing reproductions of famous paintings and statuary of

❁ ❁ ❁ 1234567890 ❁ ❁ ❁

No. 616

12 Point.

8A 16a \$2.50
8A \$1.25. 16a \$1.25

INTERNATIONAL FOOT-BALL LEAGUE
savagely contesting for the championship. Hun-

❁ ❁ ❁ 1234567890 ❁ ❁ ❁

No. 617

18 Point

5A 9a \$3.00
5A \$1.50. 9a \$1.50

When The Blue Birds Whistle
\$1234567890

No. 618

24 Point.

4A 8a \$3.25
4A \$1.75. 8a \$1.50

GREAT DISCOVERIES
made at the bottom of the
❁❁❁ 1234567890 ❁❁❁

14 CENTS PER FONT ADDITIONAL IF BY MAIL

No. 647

6 Point.

6A 75c. 12a 90c. Postage, 14c.
40A 15A 80a \$5.00. By Express Only.

Is it not rather peculiar that no college or institution of learning, technical or classical, has added to its curriculum the science of printing? Electrical engineering is taught as a special profession; mechanical engineering with shop practice is a regular thing at all our technical institutes and colleges. Special schools have been established to teach art and design; there are technical schools for dyers and textile workers, but printing, the art without which none of the others could have been spread as they have been and without which civilization itself would have been retarded, has no standing among the

ABCDEFGHIJKLMNOPQRSTUVWXYZ
abcdefghijklmnopqrstuvwxyz
1234567890

No. 648

8 Point

6A 75c. 12a 90c. Postage, 14c.
40A 15A 80a \$5.00. By Express Only.

Is it not rather peculiar that no college or institution of learning, technical or classical, has added to its curriculum the science of printing? Electrical engineering is taught as a special profession; mechanical engineering with shop practice is a regular thing at all our technical institutes and colleges. Special schools have

ABCDEFGHIJKLMNOPQRSTUVWXYZ
abcdefghijklmnopqrstuvwxyz
1234567890

No. 649

10 Point.

6A 95c. 12a \$1.15. Postage, 14c.
40A 15A 80a \$7.25. By Express Only.

Is it not rather peculiar that no college or institution of learning, technical or classical, has added to its curriculum the science of printing? Electrical engineering is taught as a special profession; mechanical engineering, with shop practice, is a regular thing at all our technical

ABCDEFGHIJKLMNOPQRSTUVWXYZ
abcdefghijklmnopqrstuvwxyz
1234567890

No. 650

12 Point.

6A 90c. 12a \$1.15. Postage, 14c.
40A 15A 80a \$8.00. By Express Only

Is it not rather peculiar that no college or institution of learning, technical or classical, has added to its curriculum the science of printing? Electrical engineering is taught as a special profession; mechanical engineering, with shop prac-

ABCDEFGHIJKLMNOPQRSTUVWXYZ
abcdefghijklmnopqrstuvwxyz
1234567890

Quads and spaces are not included in the 40A, 15A 80a fonts.
For price of same, see page 22

MISCELLANEOUS FACES

No. 655	18 Point.	4a 6a \$2.00
<i>Baumgarten & Co. Printing Presses and Type</i>		
No. 656	18 Point.	4A 6a \$2.00
<i>Baumgarten & Co. Printing Presses 123</i>		
No. 660	8 Point.	8a 26a \$1.60
<i>Baumgarten & Company, Incorporated, Printing Presses, Type and Leads</i>		
No. 661	10 Point	8A 20a \$1.80
<i>Baumgarten & Co., Inc., Printing Presses, Type and Lead</i>		
No. 662	12 Point.	7A 12a \$2.00
<i>Baumgarten & Co., Inc., Printing Presses</i>		
No. 663	18 Point.	4A 6a \$2.25
<i>Baumgarten & Co. Inc. Printing Pres</i>		
No. 664	6 Point.	12A \$1.00
BAUMGARTEN & CO., INC., PRINTING PRESSES, TYPE, LEADS		
No. 665	6 Point.	10A \$1.00
BAUMGARTEN & CO., INC., PRINTING PRESSES, TY		
No. 666	6 Point.	10A \$1.00
BAUMGARTEN & CO., INC., PRINTING PRESSES		
No. 667	12 Point.	10A \$1.20
BAUMGARTEN & CO., INC., PRINTING P		
No. 668	12 Point.	9A \$1.20
BAUMGARTEN & CO., INC., PRINT		
No. 669	12 Point.	8A \$1.20
BAUMGARTEN & CO., INC., P		
No. 670	12 Point.	8A \$1.35
BAUMGARTEN & CO., IN		

14 CENTS PER FONT ADDITIONAL IF BY MAIL

SPECIAL LOW PRICE TYPE FONTS

500

AAAAABBBBCCCC DDDD EEEEE EFFF GGGG HHHH I IIII
 JJKK LLLL MMMM NNNN OOOO PPPQ RRRR SSSST
 TTTT UUVV WXX YZZ & \$ 11223344556677889900 :;
 ' ' ' ' ' ' ? -

5A—6 Point.....\$.75
 Postage...... .08

501

AAAAA BBBBCCCC DDDDEEEEEEE FFFF
 GGGG HHHH I IIII JJKK LLLL MMMM N
 NNNN OOOO PPPQ RRRR R SSSS S TTT
 TTUUU VVWW X X Y Y Z Z & \$ 112233445566
 77889900....., ' ' ' ' ' ' ; ; ! ? --

5A—12 Point.....\$.90
 Postage...... .10

Brass Rules


NO.		CTS. PER FT.
216	Eight-to-Pica	25
217	Six-to-Pica	25
218	Five-to-Pica	25
219	Twelve-to-Pica	24
220	Ten-to-Pica	24
235	Eight-to-Pica	25
236	Six-to-Pica	25
237	Five-to-Pica	25
238	Twelve-to-Pica	24
239	Ten-to-Pica	24
255	Eight-to-Pica	30
256	Six-to-Pica	33
258	Five-to-Pica	30
259	Eight-to-Pica	30

NO.		CTS. PER FT.
260	Six-to-Pica	30
262	Four-to-Pica	40
89	Six-to-Pica	20
A	Six-to-Pica	20
B	Six-to-Pica	20
C	Six-to-Pica	20
D	Six-to-Pica	25
E	Six-to-Pica	20
F	Four-to-Pica	25
G	Six-Point	50
H	Six-to-Pica	25
I	Four-to-Pica	30
J	Six-Point	50


We do not sell less than 2 ft. strips
of any one kind

POSTAGE 4 CENTS EXTRA PER STRIP OF 2 FEET

No. 230—10c. per pair



No. 231—10c. per pair




No. 232

4 of each, 20c.

No. 233

Stars, 5c. each



Leaders for 6 Point Type	per lb. \$1.00
" " 8 " "	" " 90
" " 10 " "	" " 85
" " 12 " "	" " 80

6, 8, 10 and 12 Point Leaders

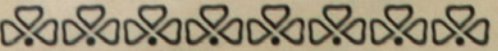
Hyphen

Fine Dot

Round Dot

BORDERS

No. 204.	6 Point	1 foot	\$.60
No. 101.	6 Point	1 foot	\$.60
No. 103.	6 Point	1 foot	\$.60
No. 109.	6 Point	1 foot	\$.60
No. 208.	12 Point	1 foot	\$.60
No. 211	18 Point	1 foot	\$.60



Postage on Borders and Leaders
14 Cents Extra

FIGURES.

6 Point
Figures.
12 of each
Figure,
50 cents
per Font.

6 Point. No. 1
1234567890 1 2 3 4 5 6 7 8 9 0

6 Point. No. 2
1234567890 \$\$ 234567890

6 Point. No. 4
1234567890 \$\$ 1234567890

6 Point. No. 5
1234567890 \$\$ 1234567890

6 Point. No. 6
1234567890 \$123456

6 Point. No. 7
1234567890 1234567890

6 Point. No. 10
1234567890 \$\$ 1234567890

6 Point. No. 11
1234567890 \$\$ 1234567890

6 Point. No. 12
1234567890 \$123456789

8 Point
Figures.
10 of each
Figure,
60 cents
per Font.

8 Point. No. 1
12345 24680 67890

8 Point. No. 2
1234567890 \$123456

8 Point. No. 3
1234567890 \$1234

8 Point. No. 4
234567890 34567890

8 Point. No. 5
1234567890 \$\$ 1234567890

8 Point. No. 6
1234567890 \$123456

8 Point. No. 7
1234567890 \$\$ 1234567890

10 Point
Figures.
8 of each
Figure,
75 cents
per Font.

10 Point. No. 2
1234567890 \$ 1234567890

10 Point. No. 3
12345 \$\$ 67890

10 Point. No. 4
\$12345 67890

10 Point. No. 5
1234567890 1234567890

10 Point. No. 8
1234567890 \$12

12 Point. No. 1
1234567890 \$4570

12 Point. No. 2
12345 67890

12 Point. No. 3
1234567890 \$

12 Point. No. 4
1234567890 12345678

12 Point. No. 5
1234567890 \$12345

12 Point. No. 6
1234567890 \$12345

12 Point. No. 8
1234567890

12 Point
Figures.
8 of each
Figure,
75 cents
per Font.

18 Point. No. 1
12345 \$ 67890

18 Point. No. 2
\$123456

18 Point. No. 3
\$12457890

18 Point. No. 4
12345 \$ 67890

18 Point. No. 5
\$234567

18 Point
Figures.
5 of each
Figure,
90 cents
per Font.

24 Point. No. 1.
\$1234567

24 Point. No. 2
\$123 456

24 Point. No. 3
1234 \$ 6790

24 Point. No. 4
\$2345

24 Point
Figures.
5 of each
Figure,
\$1.00
per Font.

$\frac{1}{4}$	$\frac{1}{2}$	$\frac{3}{4}$	$\frac{1}{8}$	$\frac{3}{8}$	$\frac{5}{8}$	$\frac{7}{8}$	$\frac{1}{6}$	$\frac{1}{3}$	$\frac{5}{6}$
$\frac{1}{4}$	$\frac{1}{2}$	$\frac{3}{4}$	$\frac{1}{8}$	$\frac{3}{8}$	$\frac{5}{8}$	$\frac{7}{8}$	$\frac{1}{6}$	$\frac{1}{3}$	$\frac{5}{6}$

Fractions
6, 8, 10, 12
Point.
6 of each
50 cents
per Font.

EXTRA ROLLERS FOR SELF-INKING PRESSES

	Each	Recovering
No. 9.....	\$.60	\$.40
Nos. 10 and 11.....	.75	.50
No. 12.....	1.25	.70
No. 13.....	1.50	1.00
No. 14.....	1.75	1.25

If recovering is desired the old Stock (Iron Rod) must be sent us.

Postage 14 Cents

ROLLER WHEELS

	Per Pair		Per Pair
No. 9.....	\$.25	Nos 12 and 13.....	\$.50
Nos. 10 and 11.....	.35	No. 14.....	.75

EXTRA PRESS CHASES

No. 9—With Screws, each.....	\$.40	Postage \$.08
Nos. 10 and 11—With Screws, each.....	.50	“	.08
Nos. 12—Without Screws, each.....	1.00	“	.16
No. 13—Without Screws, each.....	1.25	“	.18
No. 14—Without Screws, each.....	1.50	“	.20


PRINTING INK, SIZING, BRONZES

½-lb. can Black Job Ink.....	\$.60	4-ounce tube Black Ink.....	\$.75
2-ounce can Black.....	.35	1-ounce Silver Bronze.....	.25
4-ounce tube Blue, Purple or Green.....	1.00	1-ounce Gold Bronze.....	.25
4-ounce can Red or Yellow.....	1.00		

Postage, 2 cents per ounce additional

UNIVERSAL PRINTERS'

QUOINS



Quoins.....25c. per pair.....

Keys.....50c. each

QUADS AND SPACES

6 pt.....	\$1.15 lb.
8 pt.....	1.05 lb.
10 pt.....	.95 lb.
12 pt.....	.90 lb.
18 pt.....	.85 lb.
24 pt.....	85. lb.

LEADS

2 pt.....	.40 lb.
-----------	---------


Postage, 14c. lb. extra.

TYPE CASE, 13x13 IN.



Price, each \$1.25
 Postage30

YANKEE JOB CASE



Sizes 21 1/4" x 16 5/8" inches.

Price, each \$3.00
 (By express only.)

AMATEUR TYPE CASE No. 5
 With Slide Top Cover
 Size 5 1/8" x 7"


Price each \$.30
 Postage08

AMATEUR TYPE CASE No. 6
 With Slide Top Cover
 Size 5 5/8" x 5 5/8"

Price, each \$.25
 Postage08

JUNIOR JOB STICK


4 inches



Price each \$1.00
 Postage08

YANKEE JOB STIC

6 inches.




Price, each \$2.50
 Postage14

ADJUSTABLE STEEL GUAGE PINS



Price, each \$.10
 Postage02

PLANER.



Price, each \$.35
 Postage08


THE STUDIO PAPER CUTTER



Has 10-inch Blade, Price \$3.50
 (By express only.)

POPULAR PAPER CUTTER

Has a 15-inch Blade. The table is divided into 1/2-inch squares by lines cut in the wood and filled with enamel.



Price \$9.00

For Cards, Envelopes, Letterheads, Statements, etc., we recommend your local dealer. If you cannot secure them locally, we will supply them.

Approximate sizes of Cards

No. 117

No. 88

No. 70

No. 63

No. 55

No. 48

PRICES OF CARDS

Nos.	117	88	70	63	25	55	48	
100 Cards	\$.15	\$.20	\$.25	\$.30	\$.35	\$.40	\$.50	
500 Cards	.60	.75	.100	1.25	1.50	1.75	2.00	
Postage on 100 Cards	\$.08							
Postage on 500 Cards	.16							