

Kluge EHD Series Foil Stamping, Embossing & Diecutting Press



Overview

Finishing techniques that add value to any printed piece. Used individually or in combination, these techniques transform the ordinary into the extraordinary.

The process of foil stamping and embossing requires a combination of impression strength, heat and time on impression. At Kluge, we understand this process, and our presses are designed from the ground up to perform to the demands of the market.

All Kluge presses start with a welded steel frame, solid steel sidearms and a cast iron bed and platen.




Impression strength. Controlled heat. Dwell time. The core elements that make the Kluge EHD Series Press the standard of the industry.

Foil Stamping, Embossing & Diecutting Applications

- Greeting cards
- Letterhead/stationery
- Holograms and security
- Announcements
- Presentation/pocket folders
- Report covers
- Paper/hard back book covers
- Packaging
- Labels
- Diecutting/kiss cutting
- Business cards

Features

- Feeder - Straight-in/straight-out feeding motion prevents misfeeding of stock, allows for a wide range of stock thicknesses and shapes and ensures registration of +/- .004"
- Mechanical Foil Control System (MFCS) - A three-draw system allows for a wide array of foil, includes a single foil rewind shaft and three separate rewind clutches
- Toggle Base and Die Heating Plate - The toggle base enables an infinite range of die mounting positions and the hot plate has two independently controlled heating zones
- Delayed Dwell System - Kluge's patented delayed dwell system uses heavy duty springs to double time on impression without sacrificing production speed
- Dual Zone Hot Plate - Allows independent temperature control of left and right halves of the hot plate
- Micro Adjustable Gauge Band - Precisely adjust the gauge band for sheet placement
- Delivery - Four-finger delivery arm, with a receding pile delivery table and impression counter
- Control Panel - Operator-friendly controls for start, on/off impression, feed, vacuum and stop



Feeder




Kluge feeders offer ease of operation and unmatched versatility. Their straight-in/-out motion prevents misfed stock, can feed a wide range of material thicknesses and ensures registration of +/- .004". The open bottom design and air blast allows odd-shaped stock to be easily fed. The feeder can be swung away for make-ready.

Mechanical Foil Control System

The press comes equipped with a three-draw mechanical foil control system (MFCS). This reliable system allows for a wide array of foil draws and coverage with registration, or accuracy, between images of .125". Includes air blast system to assist foil release and foil rewind shaft with three rewind clutches.

Toggle Base and Die Heating Plate

Enables an infinite range of secure die mounting positions. The press is set up for standard 1/4" (.250") thick dies, but can also accept dies from .062" - .340" thick. The toggle base mounts directly to the hot plate, this has two individually-controlled heat zones. *Optional grid-etched toggle base/make-ready plate shown.*



Delayed Dwell System

Kluge's patented EHD delayed dwell system uses heavy duty springs to double the time on impression without sacrificing running speed. By replacing the dwell block with a die cut block and removing the washers under the platen bolts, the system can be converted to solid arm function for die cutting.

Two-Up Feeder Attachment

One of the many accessories available for the Kluge EHD is the two-up feeder attachment. Adding two-up feeding capability to your press, enables you to run two jobs simultaneously or the same job at double the productivity.

Delivery

The Kluge delivery system utilizes a four-finger delivery arm operating via a straight-out motion. Combined with a receding pile delivery table and impression counter, the Kluge EHD will not damage stock and gives the operator an accurate count of stock run.

Specifications

		ENGLISH	METRIC
Platen Size		14" x 22"	356 mm x 559 mm
Length, Width & Height		74", 50", 68"	1880, 1270, 1727 mm
Net Weight (approx.)		4400 lbs	1996 kg
Operating Speed	Up to 3300 iph		
Maximum Sheet Size*		15" x 24.75"	381 mm x 629 mm
Minimum Sheet Size		3" x 3"	76 mm x 76 mm
Magazine Capacity		14"	356 mm
Delivery Capacity		14"	356 mm
Inside Chase Dimensions		14" x 22"	356 mm x 559 mm
Outside Chase Dimensions		16.25" x 23.5"	413 mm x 597 mm
Stock Range	Onion Skin to .200" board		
Electrical	3 h.p., A.C. 230/460 volt, three-phase, 1800 rpm, 60 cycle		

*The Delayed Delivery option increases the maximum sheet height to 17" (and minimum sheet size to 4" x 5") and the Wide Magazine option increases the maximum sheet width to 26.25".

WARNING: For literature purposes, the guards and safety features have been removed. Kluge products should never be operated without all proper guards fully functioning and in place. Kluge machinery should never be hand-fed.



Brandtjen & Kluge, Inc., 539 Blanding Woods Road, St. Croix Falls, WI 54024
Toll-free U.S./Canada: (800) 826-7320 | (715) 483-3265
sales@kluge.biz | www.kluge.biz